



**National Barber and
Cosmetology Programs**

KENTUCKY

NAIL

TECHNICIAN

TEST TAKER

GUIDE

Please refer to our website to check for the most updated information
<https://test-takers.psiexams.com/kycos>

Powered by  **psi**

Contents

PSI NATIONAL TESTING -GENERAL INFORMATION	1
APPLYING FOR A THEORY TEST	2
NAME CHANGE INSTRUCTIONS	2
TEST PAYMENT AND SCHEDULING	2
ONLINE REGISTRATION	3
REGISTRATION BY TELEPHONE	5
CANCELING OR RE-SCHEDULING A TEST	5
LATE CANCELLATION OR MISSED TEST	5
TEST TAKER ACCOMMODATIONS	6
PSI TEST CENTER EXPERIENCE	6
PSI KENTUCKY THEORY TESTING LOCATIONS	6
KENTUCKY STATE PRACTICAL TESTING LOCATIONS	8
REPORTING TO THE TESTING SITE	8
REQUIRED IDENTIFICATION FOR ENTRY TO THE TEST	8
GENERAL SECURITY RULES AND PROCEDURES	8
THEORY TEST	9
IDENTIFICATION SCREEN	9
TUTORIAL	9
TEST QUESTION SCREEN	9
EXPERIMENTAL QUESTIONS	10
MANICURIST THEORY TEST	10
MANICURIST THEORY CONTENT OUTLINE	10
MANICURIST TEST REFERENCE MATERIALS	11
THEORY AND PRACTICAL TEST SCORE REPORTING INFORMATION	11
OBTAINING A DUPLICATE SCORE REPORT AND/OR LICENSE APPLICATION	11
PSI NATIONAL PRACTICAL TEST- IMPORTANT GUIDELINES	11
WORKPLACE INFECTION CONTROL PRECAUTIONS	12
WORKPLACE SAFETY PRECAUTIONS	13
KENTUCKY PSI NATIONAL MANICURIST PRACTICAL TEST TOPIC ORDER	13
PSI NATIONAL MANICURIST PRACTICAL TEST	14
TOPIC AREA: 1 WORKSTATION PREPARATION ♦ 10 MINUTES	14
TOPIC AREA: 2 BASIC MANICURE ♦ 25 MINUTES	14
TOPIC AREA: 3 NAIL TIP APPLICATION ♦ 25 MINUTES	15
TOPIC AREA: 4 NAIL ENHANCEMENT USING A FORM ♦ 35 MINUTES	16
TOPIC AREA: 5 END-OF-DAY CLEAN-UP ♦ 10 MINUTES	17

PSI NATIONAL TESTING -GENERAL INFORMATION

The Manicurist Guide to Testing provides test takers with information about the PSI National Tests and application process for a Nail Technician test with the Kentucky Board of Cosmetology.

The Kentucky Board of Cosmetology has contracted with PSI to conduct the National Cosmetology Program (NCP) testing in your state. PSI provides tests through computer-based theory testing sites throughout the state, and state administered practical testing facilities within Kentucky. PSI works closely with the State of Kentucky to be certain that our tests meet local as well as national requirements in basic principles and test development standards.

APPLYING FOR A THEORY TEST

Applicants must have a verified graduation status with the Kentucky Board of Cosmetology to be eligible to sit for the theory and practical nail technology test. The Kentucky Board of Cosmetology will provide to PSI the final approval to test list and you will receive an email. Out of State applicants apply by following the applicable link below and pay the endorsement fee to KBC before being released as eligible to test.

For out of state applications please use the following link: [KY - Out of State Test Application](#)

Applicants must provide a valid personal email address when registering. Please ensure the email address provided will be accessible to the test taker for important communication throughout the testing experience. Multiple applicants or licensees may not share an email address.

Applications require a 2 x 2 passport photo to be uploaded with the registration. Please view the link below for passport photo guidelines.

- Passport Photo Guidelines: [Passport Photo Requirements.pdf](#)

PSI WILL NOTIFY THE APPLICANT VIA THE EMAIL ADDRESS PROVIDED WHEN STATUS IS APPROVED.

When applying for testing with the Kentucky Board of Cosmetology, test takers shall register and create an account in the PSI system by visiting <http://test-takers.psiexams.com/kycos>.

Test takers candidate ID is the graduating student permit number or former license number, if licensee is testing after being expired more than 5 years. Out of state endorsement candidates will receive a permit number to register with.

Test takers may access their PSI account and pay all applicable fees and schedule a test.

The Kentucky Board of Cosmetology office cannot provide theory testing center's schedules. PSI provides scheduling for the Kentucky network of theory testing sites. Test takers may choose locations, times, and pay testing fees from the online menu provided. If at any time the test taker encounters issues or problems with the scheduling process, test takers may call PSI Customer Service at (855)-340-3713.

IMPORTANT INFORMATION

- Once a test taker has registered to test, an eligibility is valid for 90 days. Once the 90-day period has lapsed and a test taker has not tested, the eligibility will expire. The test taker must re apply for a new eligibility and pay additional fees.
- Test takers must pass the theory test prior to applying for the practical test portion.
- Test takers are given three (3) attempts to pass a test. In the case the test taker is unsuccessful in passing the test after the three attempts, they are required to wait a period of six (6) months during which they must attend a required eighty (80) hour refresher course. Once the requirements are met, the test taker must reapply and pay the fees to schedule a test. Test takers will have two (2) additional attempts to pass the test. In the test taker is again unsuccessful in passing, there is a mandatory three (3) year waiting period to reapply to test.
- Outlined in Senate Bill 14, Nail Technician test takers are required to wait a period of thirty (30) days after a failed attempt to reapply for a retest. This law applies for both the theory and practical portions of the PSI National Nail Technology Test.
- PSI National Theory tests are now available to Kentucky test takers in English, Korean, Portuguese, Chinese (Simplified) Spanish and Vietnamese.

NAME CHANGE INSTRUCTIONS

If a Test takers name differs on any paperwork, they will need to provide documentation of legal name changes. This may require marriage certificates, or other legal documents, additional documentation may be required if the name has changed multiple times.

TEST PAYMENT AND SCHEDULING

Test takers must pass the National Manicurist Theory test before they may schedule the National Manicurist Practical test.

KENTUCKY TESTING FEES	
Nail Technician Theory Test	\$85
Nail Technician Practical Test	\$85
NOTE: TESTING FEES ARE NOT REFUNDABLE OR TRANSFERABLE. TESTING FEES ARE VALID FOR ONE YEAR FROM THE DATE OF PAYMENT.	

ONLINE REGISTRATION

PSI online registration is fast, easy, and available 24 hours a day 7 days a week! This is the most preferred and convenient way to schedule and pay for a test. Test takers may use this service by going to the PSI web page <https://test-takers.psiexams.com/kycos>


Select **"FIND YOUR TEST"**.



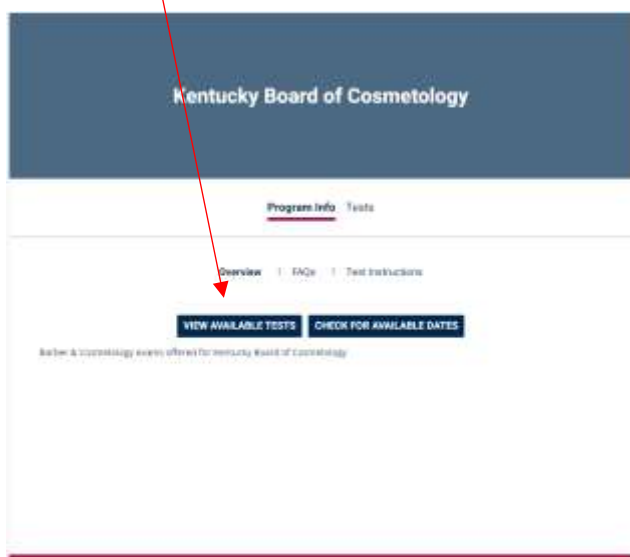
Select **"Barber and Cosmetology"**



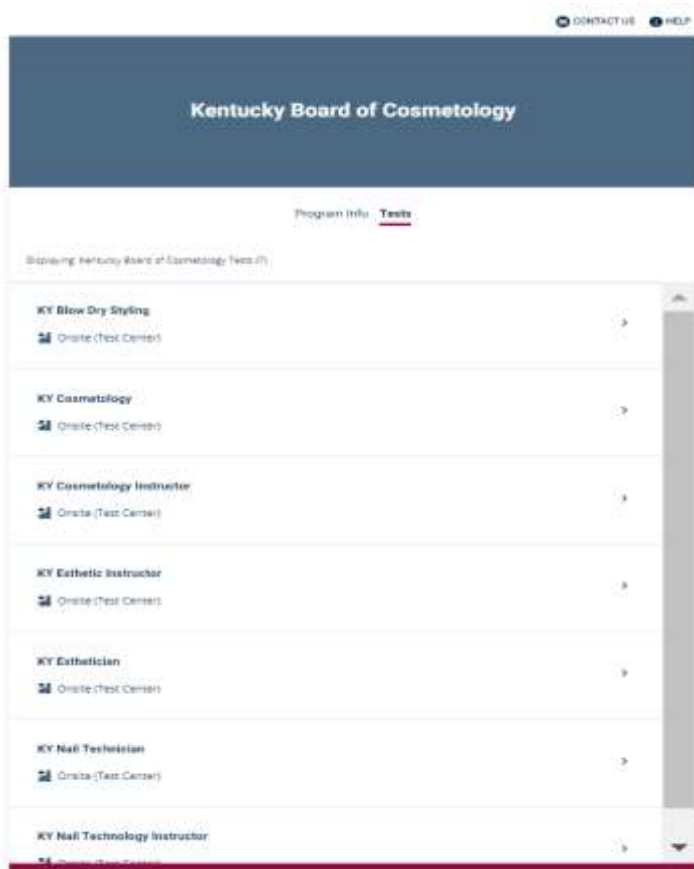
Scroll down and select **"Kentucky Cosmetology"**



Select **“VIEW AVAILABLE TESTS”**



Test takers scroll to find their test



Once testing choices are made, test takers will need to create or sign into their PSI account, pay the test fees, and schedule their test location, date, and time. The Candidate bulletin (CIB) or “Test Taker Guide (TTG)” is also found and downloaded from this page.

The screenshot shows the Kentucky Board of Cosmetology website. At the top, there are links for 'CONTACT US' and 'HELP'. Below the header, a red banner contains an 'Authorization Required' message. The main content area is titled 'KY Nail Technician' and shows 'Test Language: English'. To the right, there are buttons for 'Cancel/Book Test', 'Fee: \$85.00 USD', 'Re-take Fee: \$85.00 USD', and 'Fee Policy'. A 'LOGIN/REGISTER' button is also present. Below this, a 'Test Portals' section contains a table with two rows of test information. At the bottom, there is a 'powered by psi' logo and a footer with contact information.

Test Name	Type	Location	Duration	Fee	Notes
KY Nail Technician - Practical	Practical	At Center	1 hour	\$ 85.00 USD	
KY Nail Technician - Theoretical	Theoretical	At Center	1 hour	\$ 85.00 USD	

Follow the easy on-screen directions to pay and schedule for a test.

Test takers who encounter questions or difficulty with registration, please do not call the Kentucky Board Office as they do not have the information to aid you in the process. Please contact PSI customer services at (855) 340-3713.

REGISTRATION BY TELEPHONE

Test takers may also choose to schedule over the telephone.

- To register by phone requires a valid credit or debit card (VISA, MasterCard, American Express or Discover).
- Call (855) 340-3713, Monday through Friday, between 6:30 AM and 9:00 PM CST, and Saturday-Sunday between 8:00 AM and 4:30 PM CST, to speak to a live Customer Service Representative.

CANCELING OR RE-SCHEDULING A TEST

Test takers may cancel and reschedule a test without forfeiting the fee if PSI receives a confirmed cancellation at **least 48 hours prior the scheduled test**.

To cancel a test, use the PSI web page <https://test-takers.psiexams.com/kycos> or call PSI at (855) 340 3713, Monday through Friday, between 6:30 am and 9:00 pm, and Saturday-Sunday between 8:00 am and 4:30 pm Central Time, to speak to a Customer Service Representative.

Leaving a voice mail message will **NOT** cancel a test, test takers need to speak to a live Customer Service Representative.

LATE CANCELLATION OR MISSED TEST

Testing fees will be forfeited for the following reasons.

- The test taker *does not cancel the test* at least 48 hours prior the scheduled time.
- The test taker *leaves a voice mail message* to attempt to cancel the test.
- The test taker arrives at the location *after the test start time*.
- The test taker is a *no-show* for the scheduled test.
- The test taker does not present *proper identification* when arriving for the test.
- Reschedule due to the outlined disinfectant and/or hand sanitizer not present for the test. (See *Kentucky State Board of Cosmetology specific testing rules page 11*)

Powered by  psi

TEST TAKER ACCOMMODATIONS

ADA Policy Statement: The Kentucky Board of Cosmetology will provide reasonable accommodations in the administering of all licensure examinations for individuals with disabilities who have met the qualifications for examination.

All PSI testing centers are equipped to provide access in accordance with the Americans with Disabilities Act (ADA) of 1990, and testing accommodations will be made in meeting a test taker's needs. Test takers with disabilities requesting test accommodations must fill out the test accommodation request form [CLICK HERE](#).

Fill in ALL the requested information and upload documentation at the end of the form.

Test takers who require test accommodations, must create an account in the PSI system prior to requesting an accommodation.

PSI TEST CENTER EXPERIENCE

Please visit the following link to watch a short video of the PSI Test Center Experience.

<https://psi.wistia.com/medias/3321yp1ic8>

PSI KENTUCKY THEORY TESTING LOCATIONS

The **PSI National Theory** tests is administered at the testing centers listed below:

Bowling Green

1127 Morgantown Rd,
Bowling Green, KY

Bowling Green Exit (exit #20). Exit onto Natcher Parkway to exit #9. At the top of the ramp, turn left onto Morgantown Road/US-231. Go to the second traffic light and turn right. Bare to the left. KATI is the big glass building next to Wal Mart. Use the entrance on the right side of the building.

Elizabethtown

650 College Street Road, 129RPC
(Regional Postsecondary Bldg., Room 129)
Elizabethtown, KY

Traveling on Bluegrass Parkway-Exit 1B to Interstate 65 South toward Bowling Green-take the Western Kentucky Parkway West Exit 91 Paducah-exit 31W Bypass N-Exit136-Fort Knox-left 1st traffic light-turn College St- Site is on your right. Proceed to room129 Regional Postsecondary Bldg.

From Western Kentucky Parkway-Take 31W Bypass N take Exit136 Fort Knox-Turn left at 1st traffic light-onto College Street Road-From Interstate 65 North/South-Take Western Kentucky Parkway West, exit 91 toward Paducah-exit 31W By-Pass North Exit 136-Fort Knox-Turn left at 1st traffic light College St Rd

Florence

500 Technology Way
Florence, KY 41042

Interstate 71. Head south on I-75 South. Take exit 178 for KY-536/Mount Zion Road. Turn left onto KY-536 E/Mt Zion Road. Turn left onto Sam Neace Drive. Take the 1st left onto Technology Way.500 Technology Way Florence, KY 41042.

Lexington

4101 Tates Creek Center Drive
Suite 102
Lexington, KY

From I-75 on Man O War Blvd. to the Tates Creek Rd. intersection. Located in the Tates Creek Shopping Center in H&R Block.

Lexington

163 East Main Street
Barrister Hall Suite 405
Lexington, KY

From the North: Take Interstate 75 South to Exit 115 Newtown Pike. Take Newtown Pike and turn Left onto West Main/West Vine Street. From West Vine turn left onto South Limestone. Turn Right onto West Short Street and proceed between the courthouses and turn right into the paid Parking Lot. Barrister Hall through the rear entrance. Take the elevator to the 4th floor, room 405.

From the South: Take Interstate 75 North to Exit 110 Winchester Road. Take Winchester Road to East Main and turn right onto East Main. Take East Main and turn right onto South Limestone. Turn Right onto West Short Street and proceed between the courthouses. Turn right into the paid Parking Lot. Enter Barrister Hall through the rear entrance. Take the elevator to the 4th floor, room 405.

Parking: Cost for parking is \$5.00 for 1st Hour and \$10.00 for the entire day.

Lexington

4444 Gumbert Rd. Suite B,
Lexington, KY

From US 60: Bypass E/Versailles bypass, turn left onto Lexington Road. Turn right onto Gumbert Rd.

Louisville

University of Louisville, Belknap Campus
2010 South First Street
Davidson Hall Room 310
Louisville, KY 40208

Detailed directions and parking information can be found at: <http://louisville.edu/testing/parking-and-directions>. The Speed Museum Parking Garage is closest to the building & you can bring ticket to testing center for reduced rate. All other Visitor Parking can be found at <https://louisville.edu/parking/campus-maps> by clicking on Belknap Visitor Map. **NO free parking on campus!** You may GPS 2010 S. First Street, Louisville, KY 40208 for our location or use Google Maps: Davidson Hall if you are being dropped off. I9 verifications can park at the metered parking spots between Information Booth A and our building. Still having problems, call us at 502-852-6606.

Maysville

Maysville Comm and Technical College
1755 US 68
Technical Building Room T202
Maysville, KY

Located on US 68 (West). Approx. 1 mile south of the US 68 and KY 9 (AA Hwy) intersection. There is a traffic light on US 68 at the entrance to The college (2nd traffic light south of the US 68 and KY 9 intersection). Turn at light into the college campus and turn left off the college Entrance road once you come to its end. Drive past the lake and park in Parking Lot C (to the rear west of the college). Enter Tech Building (building by Parking Lot C) on the south side (facing the lake). Second floor, room T202 is in the south-west corner of the Tech Bldg.

Middlesboro

100 College Road
1755 US 68
Technical Building Room T202
Middlesboro, KY

From the South: Take US 25E to Middlesboro Ky. Turn right onto 25th St. Turn right onto Worchester Ave. Turn right onto 30th St. Turn left onto College Rd. Destination is on the right

From the North: Take US 25E to Middlesboro Ky. Pass KFC on left. Turn left onto Cumberland Ave. Turn right onto N. 30th St Turn left onto College Rd. Destination on right.

From the West: Take US 119S to Pineville Ky. Turn left onto US 25E to Middlesboro Ky. Turn right onto 25th St. Turn right onto Worchester Ave. Turn right onto 30th St. Turn left onto College Rd. Destination on right

From the East: Head NE on TN-63E to Harrogate Tn. Turn left onto US25E to Middlesboro Ky. Pass KFC Turn left onto Cumberland Ave. Turn right onto 30th St. Turn left onto College Rd. Destination on right

Mount Sterling

709 Airport Road
Montgomery County Airport
Mount Sterling, KY

From the east: Take Exit 113. Turn left and go to Airport Road. Turn right onto Airport Road. Airport road ends in the airport parking. Testing C enter is the first brick office building on the right.

From the west: Take Exit 110. Turn right. At the 2nd traffic light, turn right. Turn right onto U.S. 60 West and go to Airport Road. Turn right onto Airport Road. Airport road ends in the airport parking. Testing Center is the first brick office building on the right.

From the south: Take Route 11 to Mt. Sterling bypass and turn left. Proceed to the traffic light and turn left onto US 60 West. Turn right onto Airport Road. Airport road ends in the airport parking. Testing Center is the first brick office building on the right.

From the north: At Flemingsburg, travel on Mt. Serling Road. At the 2nd traffic light, turn right. Turn right on US 60 west. Turn right onto Airport Road. Airport road ends in the airport parking. Destination is the first brick office building on the right.

Owensboro

1501 Frederica Street
Owensboro, KY 42303

U.S. 431 Head north on Frederica St toward Southtown Blvd. Destination will be on the right.

Paducah

Emergin Tech Center
4810 Alben Barkley Drive, Room 118
Paducah, KY

Traveling on I-24 toward Paducah get off at Exit 7. Go straight through the intersection onto an exit ramp and get into the left turn lane at the Next traffic light. Turn left onto Hwy 62. You will see the campus on your left. You will go past the main campus intersection (with the brick entrance) and go through the next traffic light and make a left into the next street. Turn left into the parking lot of the Emerging Technology Building. Building sits right by the road and beside the Anderson Building.

Somerset
808 Monticello Street
1100 Kermit Drive, Suite 103
Somerset, KY

Take Highway 27 in Somerset to traffic light 16, turn east on SCC Drive and proceed through the four-way stop to Monticello St. intersection. Continue around campus until you reach Meece Strunk parking lot. This is the last lot on left. Park there and proceed to the test center located in the Harold Strunk Learning Resources Bldg. on the west side of campus. Upon entry building signs are posted pointing toward the test center in Room 101.

Note: college and test center may close for inclement weather.

Whitesburg
2 Long Ave.
1100 Kermit Drive, Suite 103
Whitesburg, KY 41858

Traveling from the west: Take KY-15 to Bridge Street. Continue on Bridge Street to Long Avenue and proceed onto 2 Long Avenue to 1100 Kermit Drive.

Traveling from the east: Take US 119 to Bridge Street. Continue on Bridge Street to Long Avenue and proceed onto 2 Long Avenue to 1100 Kermit Drive.

Traveling from the north: Take KY-15 to Bridge Street. Continue on Bridge Street to Long Avenue and proceed onto 2 Long Avenue to 1100 Kermit Drive.

Traveling from the south: Take KY-15 to Bridge Street. Continue on Bridge Street to Long Avenue and proceed onto 2 Long Avenue to 1100 Kermit Drive.

KENTUCKY STATE PRACTICAL TESTING LOCATIONS

The **PSI National Manicurist Practical** test is administered at the state testing centers and on days listed below:

Lexington

DoubleTree Suites By Hilton
2601 Richmond Rd
Lexington, Kentucky 40509

Testing every Monday of the month - **Cosmetology, Esthetics, & Nail Technology, & Instructor**

Shampoo Stylist will be testing once a month on Monday

REPORTING TO THE TESTING SITE

Test takers should arrive at least 30 minutes prior to their scheduled testing start time. This allows time for test takers to sign-in and provide PSI with identification verification and be seated.

Test takers who arrive after the start time, will not be admitted to the testing room, and will forfeit all their testing fee(s).

REQUIRED IDENTIFICATION FOR ENTRY TO THE TEST

Test takers are required to provide 2 forms of identification.

- One I.D. must be a VALID, government issued identification (driver's license, state ID, passport), which bears the test takers name exactly as it appears in the test registration, signature and photograph or a complete physical description.
- The second ID must have the test takers signature and preprinted legal name exactly as it appears on the test takers registration form.

Again, all identification must display the test takers name *exactly* as it appears in the test registration form.

Test takers who are not able to provide the required identification must call (855) 340-3710 at least 21 days prior to the scheduled test, to discuss possible solutions to this test requirement.

Test takers failing to provide all required identification at the time of the test is considered a missed test, and they will be dismissed.

GENERAL SECURITY RULES AND PROCEDURES

The following security procedures will apply during the test:

- Test takers may take only approved items into the testing room.
- All personal belongings of test taker should be placed in the secure storage provided at each site prior to entering the testing rooms. Personal belongings include, but are not limited to, the following items:
 - Electronic devices of any type, including but not limited to; cellular/mobile phones, recording devices, watches, cameras, pagers, laptop computers, tablet computers (e.g., iPads), music players or headphones (e.g., iPods), smart watches, radios, or electronic games.

- Bulky or loose clothing or coats: For security purposes outerwear such as, but not limited to open sweaters, cardigans, shawls, scarves, hoodies, vests, jackets, and coats are not permitted in the testing room. In the event test takers are asked to remove the outerwear, appropriate attire such as a shirt should be worn underneath.
- Hats or headgear not worn for religious reasons or as religious apparel are prohibited including but not limited to hats, baseball caps, or visors.
- Other personal miscellaneous items, including purses, notebooks, reference or reading material, briefcases, backpacks, wallets, pens, pencils, other writing devices, food, drinks, and good luck items, etc.
 - Although secure storage for personal items is provided at the testing site for convenience, PSI is not responsible for any damage, loss, or theft of any personal belongings or prohibited items brought to, stored at, or left behind at the test site. PSI assumes no duty of care with respect to such items and makes no representation that the secure storage provided will be effective in protecting such items. If prohibited items are found during check-in, test takers will place them in the provided secure storage or leave these items outside the restricted area at their own risk. PSI is not responsible for the security of any personal belongings or prohibited items. Any test taker possessing prohibited items in the testing room shall immediately have their test results invalidated, and PSI shall notify the government officials in the state in detail of the occurrence.
 - If a test taker leaves any items at the test site after testing and is not claimed within 30 days, items will be disposed of or donated, at PSI's sole discretion.
 - Person(s) accompanying a test taker may not wait in the testing center, inside the building or on the building's property. This applies to guests of any nature, including drivers, children, friends, family, colleagues, or instructors.
 - No smoking, vaping, eating, or drinking is allowed inside the testing center.
 - During the check in process, all test takers will be asked if they possess any prohibited items. Test takers may also be asked to empty their pockets and turn them out for the proctor to ensure they are empty. Proctors will ask to inspect any such items in their pockets. Test takers may also be asked to lift the ends of their sleeves and the bottoms of their pant legs to ensure that restricted items do not enter testing areas.
 - Proctors also carefully inspect eyeglass frames, tie tacks, or any other apparel that could be used to harbor a restricted device.
 - Any test takers seen giving or receiving assistance on a test, found with unauthorized materials or devices, disrupts the administration of a test or who violates any security rule or procedure, will be asked to surrender all test materials and to leave the testing center. PSI will notify government officials in the state in detail of the occurrence.
 - Copying or communicating test content is violation of the test takers contract with PSI, and federal and state law. Either may result in the disqualification of test results and may lead to legal action.
 - Once the test begins, test takers may obtain permission from a proctor to leave the testing room if an emergency arises or to use the restroom. Test takers will not receive extra time to complete the test for leaving the testing room for any reason.

THEORY TEST

PSI theory tests are administered using a computer, a mouse and computer keyboard.

IDENTIFICATION SCREEN

Test takers will be accompanied to a testing station. Once test takers are seated at their testing station, they will be prompted to confirm their name, identification number, and the test for which they registered.

TUTORIAL

Before a test taker begins a test, an introductory tutorial is provided on the computer screen. The time used to watch the tutorial is not deducted from any test timing. The tutorial takes up to 15 minutes, sample questions are introduced during tutorial so a test taker may familiarize themselves on how questions are written and how to review the answers given.

TEST QUESTION SCREEN

The “function bar” at the top of the test question, provides mouse-click access to any features available while taking the test.

During the test, one question will appear on the screen at a time. There is also a timer feature that at the top of the screen that displays the time a test taker has remaining to complete the test.

Note:

Even though a test taker has entered a response to a question, the system will allow the response to be changed anytime the test is active. Once a test taker signs out of a test or timing expires; this feature will no longer be available.

Question: 3 of 40 Answered: 2 Unanswered: 1 Marked: 0 View: All Time Left(Min): 359

3. What do the stars on the United States of America's flag represent?

(Choose from the following options)

- ☐ 1. Presidents
- ☐ 2. Colonies
- ☐ 3. States
- ☐ 4. Wars

<< Back Next >>

EXPERIMENTAL QUESTIONS

In addition to the number of test questions specified in the "Test Content Outline". There are a small number of "experimental questions" may be administered to test takers during the tests. There are typically at least five (5) experimental questions on a test. The results of these questions not included in the final test takers score. Administration of such unscored experimental questions is an essential step in developing future PSI tests.

Kentucky test takers will utilize the PSI National Manicurist test for a Nail Technician test in Kentucky.

MANICURIST THEORY TEST

The test content outline is prepared and is periodically updated by committees of professionals who are subject matter experts in Manicuring (Nail Technologist), Manicuring (Nail Technology) instruction, or regulatory issues. The test content outline identifies areas of importance to licensees for them to perform their duties on the public in a competent and in a safe and responsible manner.

The content outline lists topics that are on the test and the number of questions for each topic. We advise test takers not schedule a test until they are familiar with the topics on the outline. Test takers may use this outline as a guide as well as the test references as a guide for a pre-test review.

MANICURIST THEORY CONTENT OUTLINE

The following content outline lists the topics that are on the test and the number of questions for each topic. We recommend Not scheduling a test until a test taker is familiar with all topics in the outline. The Manicurist (Nail Technician) test consists of 70 scored questions and 10 non-scored experimental questions. Test takers will have 90 minutes (1.5 hours) to complete the test.

- I. Safety and Infection Control (38%)**
 1. Workstation and environment
 - a. Chemical labeling, storage, and disposal
 - b. OSHA Safety Data Sheet (SDS)
 2. Safe working practices
 - a. Hand Hygiene
 - b. Client protection
 1. Regulatory agencies
 2. Infection control
 - a. Infectious diseases and pathogens
 - b. Cleaning and disinfection
 1. Single vs. multiuse items
 2. Disinfectants
 3. Procedures for cleaning tools, equipment, and work surfaces
 4. Storage of tools and equipment
 5. Standard Precautions for exposure incidents
 6. Effective safety responses for client injury
- II. Client Consultation (3%)**
 1. Client intake form
 2. Client release form
 3. Contraindications
- III. Nail Analysis (10%)**
 1. Nail structure, conditions, and disorders

IV. Nails (49%)

1. Products and product chemistry
 - a. Precautions
 - b. Manicure and Pedicure
2. Procedures
 - a. Cuticle care
 - b. Buffing, shaping, and finishing
3. Disinfection of pedicure bowl
 - a. Non-jetted tubs/tub liners
 - b. Jetted tubs
4. Nail enhancements
 - a. Procedures
 1. Application
 2. Nail tips
 3. Gels (oligomer) monomer and polymer
 4. Maintenance
 5. Removal
5. Massage manipulations

MANICURIST TEST REFERENCE MATERIALS

This test is CLOSED BOOK.

The reference materials listed below were used to develop the questions for this test.

Salon Fundamentals Nails ©2007, 1st Edition, 21st printing, June 2020

ISBN: 978-0-9779961-8-6 Pivot Point International, Inc.

<https://www.pivot-point.com/shop/>

Contact: info@pivot-point.com 847-886-0500, Ext. 7399

Milady's Standard Nail Technology, 2021, 8th Edition

Milady www.miladypro.com Customer Service: info@milady.com 800.998.7498 ext.

THEORY AND PRACTICAL TEST SCORE REPORTING INFORMATION

Test takers must score at least 70% to pass the Nail Technician (PSI National Manicurist) theory test.

Test takers must score at least 70% to pass the Nail Technician (PSI National Manicurist) practical test.

- Test Scores will be emailed to the test taker within 5 days of completion of their test.
- Test scores WILL NOT be provided at the testing facility and WILL NOT be verified or released over the phone.

To better prepare for the PSI National Manicurist Theory test, test takers can now review by taking an online practice test. Practice tests are intended to aid test takers with example test questions. The purpose is to familiarize a test taker with the general types of questions that will appear on a Manicurist test. Though questions are based on manicuring, these questions are NOT a substitute for education and study. Scoring well on the practice test also will not guarantee a positive outcome on the actual licensing test. This is the ONLY official PSI practice test; PSI does not recognize nor endorse any other study guides that may be offering information on the PSI National Cosmetology Program. The PSI practice tests are offered to review an unlimited number of times; however, a fee is assessed for each time the test is utilized for review.

Go to <https://www.psionlinestore.com> for more information and to register!

OBTAINING A DUPLICATE SCORE REPORT AND/OR LICENSE APPLICATION

To request a duplicate score report and/or a license application after leaving the test, test takers may email scorereport@psionline.com or call Customer Service (855) 340-3713.

PSI NATIONAL PRACTICAL TEST- IMPORTANT GUIDELINES

For practical test questions or concerns, we recommend test takers and instructors to contact PSI Customer Service at (855)340-3713. Test takers should familiarize themselves with the following instructions to be properly prepared for the test, prior to registration.

Powered by  psi

Kentucky State Board of Cosmetology specific testing rules:

- **Kentucky test takers will utilize the PSI National Manicurist test for a Nail Technician license in Kentucky.**
- Test takers will utilize the PSI National Master Cosmetology test for a Cosmetology test in Kentucky.
- The Kentucky Board of Cosmetology allows ONLY the use of a disinfectant wipe, absolutely NO spray disinfectants may be used in a test. The disinfectant must display virucidal, bactericidal and fungicidal properties on the manufacturers label.
- Disinfectant and hand sanitizer are *required* for the Practical test.
- **Practical test attire is *required* to be non-white, solid color scrubs with no identifying information on them. (Top and Bottom).**
- Cosmetology test takers must bring a manikin stand (clamp, telescoping, suction cup, or tripod) for use during the test.
- For the nail technology ala carte topics, test takers must bring a manikin hand (no detachable fingers) and disposable absorbent pads or paper towels to cover their work area during the evaluation.
- **Test-takers are required to bring their own hand broom and dustpan for cleanup, these items are not available for test taker use at the test site.**

General rules for testing:

- During the practical test, test takers must follow all appropriate rules for client protection that will ensure the health, safety, and welfare of the public.
 - A proctor will be monitoring time during the test. Personal timers are not allowed in the testing room. Test takers will not receive a score for any activities not completed within the allotted topic area time limits. When the proctor gives an instruction to "Please stop working", test takers are to immediately stop what they are doing, stand quietly, and wait for the next instruction to be given.
 - Test takers are required to prepare and bring a closable container ("supply kit"), with all products, supplies, and equipment necessary to perform the topic areas included in this test. The container dimensions should not exceed 24"x24"x24" in size.
 - Test takers are required to bring to the test, two containers to dispose of used items. One marked "Single-use" and one marked "multi-use". All items used in the test are categorically disposed of in one of these containers.
 - Products that are *not* grouped as "dangerous chemicals" by OSHA and are required to be listed on an actual business SDS sheet, may be fictitious with a self-created or actual label attached. Some other substance may be used inside the container to simulate a product.
 - Chemical products that are required be listed on SDS sheets in an actual business, are required to be used from the original container with an original manufacturers label attached or in a container with the manufacturers label attached.
 - Monomer must be in the original ***manufacturer labeled, and sealed container, labeled odorless***. Polymer, dehydrator must be in the manufacturers labeled container.
 - Test takers may not observe other test takers during the test. PSI views and responds to this behavior as form of cheating. The test taker will be warned up to and including dismissal from the test. Please focus on individual tasks and do not depend on viewing the performance of other test takers to be successful.
 - Test takers' name and/or school names are to be covered on their person and supplies while in the test.
- The number one safety rule in our industry is: "Following Instructions". There is no necessary or required style or technique a school needs to teach, or a test taker needs to perform. All topic areas are observed in the manner a Manicurist would normally complete a task. Tasks should be taken seriously and performed as instructed in the test and to the highest skill level they are capable. Scores are based on the test taker displaying a solid knowledge of workplace Infection Control and Safety Precautions.

WORKPLACE INFECTION CONTROL PRECAUTIONS

Test takers need to be familiar and follow all workplace infection control precautions. Here are some examples of the expectations of the test as well as an everyday business to familiarize a test taker with some of the industries infection control standards.

- Cleaning hands before starting a service. Knowing when hands become contaminated and keeping them clean as to not infect a client.
- Keeping the supply kit from becoming contaminated, such as: returning items to the kit, leaving a kit open or otherwise contaminating a kit. The supply kit represents a clean and disinfected storage in a manicure workstation and should be treated as such.
- Knowledge of single-use and multi-use items and how to dispose of them properly.
- Disinfecting workstation surfaces and keeping them from becoming contaminated. If a worksurface becomes unhealthy a test taker has the knowledge to know when they would require the station to be cleaned and disinfected.
- Knowing how to use and dispense products without contamination. For example, double dipping, or any other cross contamination with the skin or worksurfaces.

- Keeping clients from becoming contaminated by a manicurist.
- Keeping containers being used from contamination.
- Making sure our tools are clean and disinfected.
- If body fluid become present during a service (i.e., blood, vomit, feces, etc.), how we deal with a situation without contaminating ourselves and others.

WORKPLACE SAFETY PRECAUTIONS

Test takers also need to be familiar and follow all workplace safety precautions. Here are some examples of the expectations of the test as well as an everyday business to familiarize a test taker with some of the industry safety standards.

- Manicurists must know and have a working understanding of workplace safety regulations issued by federal and state regulatory entities.
- Cross-contamination of chemicals and products on the workstation.
- Chemical mixing procedures, storage of chemicals and SDS sheets.
- Keeping the workstation safe from injury, cleaning up spills and picking up dropped items. Reducing a slip and fall or tripping incidents.
- Making certain tools and equipment are in safe working order, no frayed or exposed wires, rusty metals, etc.
- Tools and equipment are used in a safe manner.

KENTUCKY PSI NATIONAL MANICURIST PRACTICAL TEST TOPIC ORDER

TOPIC AREA: 1	WORKSTATION PREPARATION	10 MINUTES
TOPIC AREA: 2	BASIC MANICURE	25 MINUTES
TOPIC AREA: 3	NAIL TIP APPLICATION	25 MINUTES
TOPIC AREA: 4	NAIL ENHANCMENT USING A FORM	35 MINUTES
TOPIC AREA: 5	END-OF-DAY CLEAN-UP	10 MINUTES

PSI NATIONAL MANICURIST PRACTICAL TEST

INSTRUCTIONS:

We would like to welcome you to the PSI National Manicurist Practical test. The prompter will read instructions for each topic, and the proctor will facilitate the timing for each topic area and supervise the test. Proctors are only permitted to answer general questions that do not direct nor instruct in any manner related to this test. A Certified National Evaluator is responsible for observing and rating test taker performance and are not allowed to converse with test takers except for to provide instruction when required during specific areas of the test. Test takers are responsible to provide all necessary equipment and supplies needed for the performance of the practical test. Test takers are not permitted to speak to or assist other test takers throughout the test. Test takers will be always monitored for scoring. Electronics of any kind are strictly prohibited in the testing facility. Any test taker possessing prohibited items in the testing facility, PSI will stop your test and you will be required to leave the testing facility. A report to your actions will be submitted to governing authorities. If you need to use the restroom during the test, please raise your hand for proctor assistance in leaving the testing area. You will be required to sign out and sign back in when returning. Keep in mind the time will continue to elapse and any instructions you miss will not be repeated. Only one test takers at a time may leave the area at a time, please return as quickly as possible.

Does anyone have any questions about the instruction you have been given?

TOPIC AREA: 1

WORKSTATION PREPARATION ♦ 10 MINUTES

INSTRUCTIONS:

We will begin with **Daily Workstation Preparation**. 10 minutes will be provided to prepare your daily workstation. The Proctor will announce when there are 5 minutes left to finish. When you complete your tasks, please stand quietly. Start your preparation, timing begins now.

EVALUATION:

- 1.1 Prepares daily workstation
- 1.2 Adheres to workplace infection control precautions
- 1.3 Adheres to workplace safety precautions

INSTRUCTION:

- There are 5 minutes left to finish.
- Please stop working, the timing has ended.
- All scoring has been completed. We will now continue the test.

TOPIC AREA: 2

BASIC MANICURE ♦ 25 MINUTES

INSTRUCTIONS:

This evaluation is **Basic Manicure** 10 minutes will be provided to set up your workstation and prepare your client for a Basic manicure. The proctor will announce when there are 5 minutes left to finish. When you complete your tasks, Please stand quietly. Start your preparation, timing begins now.

EVALUATION:

- 2.1 Prepares workstation for a basic manicure
- 2.2 Adheres to workplace infection control precautions
- 2.3 Adheres to workplace safety precautions
- 2.4 Prepares client for a basic manicure
- 2.5 Adheres to workplace infection control precautions
- 2.6 Adheres to workplace safety precautions

INSTRUCTION:

- There are 5 minutes left to finish.
- Please stop working, the timing has ended.

INSTRUCTIONS:

10 minutes will be provided to complete a basic manicure. The proctor will announce when there are 5 minutes left to finish. When you complete your tasks, please stand quietly. Start your Basic Manicure, timing begins now.

EVALUATION:

- 2.7 Performs a basic manicure
- 2.8 Adheres to workplace infection control precautions
- 2.9 Adheres to workplace safety precautions

INSTRUCTION:

- You have 5 minutes left to finish.
- Please stop working, the timing has ended.

INSTRUCTIONS:

We will now continue with basic manicure. 5 minutes will be provided to clean-up your basic manicure workstation. The proctor will announce when there are 2 minutes left to finish. When you complete your task, please stand quietly. Start your clean-up, timing begins now.

EVALUATION:

- 2.10 Cleans-up basic manicure workstation
- 2.11 Adheres to workplace infection control precautions
- 2.12 Adheres to workplace safety precautions

INSTRUCTION:

- You have 2 minutes left to finish.
- Please stop working, timing has ended.
- All scoring has been completed. We will now continue the test.

TOPIC AREA: 3**NAIL TIP APPLICATION ♦ 25 MINUTES****INSTRUCTIONS:**

This evaluation is **Nail Tip Application**. 10 minutes will be provided to set up your workstation and prepare your client for a nail tip application. The proctor will announce when there are 5 minutes left to finish. When you complete your tasks, please stand quietly. Start your preparation, timing begins now.

EVALUATION:

- 3.1 Prepares workstation for a nail tip application
- 3.2 Adheres to workplace infection control precautions
- 3.3 Adheres to workplace safety precautions
- 3.4 Prepares client for a nail tip application
- 3.5 Adheres to workplace infection control precautions
- 3.6 Adheres to workplace safety precautions

INSTRUCTION:

- You have 5 minutes left to finish.
- Please stop working, timing has ended.

INSTRUCTIONS:

10 minutes will be provided to complete a nail tip application. The proctor will announce when there are 5 minutes left to finish. When you complete your tasks, please stand quietly. Start your Nail Tip Application, timing begins now.

EVALUATION:

- 3.7 Performs a nail tip application
- 3.8 Adheres to workplace infection control precautions
- 3.9 Adheres to workplace safety precautions

INSTRUCTION:

- You have 5 minutes left to finish.
- Please stop working, timing has ended.

INSTRUCTIONS:

We will now continue the nail tip application. 5 minutes will be provided to clean-up your nail tip application workstation. The proctor will announce when there are 2 minutes left to finish. When you complete your tasks, please stand quietly. Start your clean-up, timing begins now.

EVALUATION:

- 3.10 Cleans-up nail tip application workstation
- 3.11 Adheres to workplace infection control precautions
- 3.12 Adheres to workplace safety precautions

INSTRUCTIONS:

- You have 2 minutes left to finish.
- Please stop working, timing has ended.

TOPIC AREA: 4**NAIL ENHANCEMENT USING A FORM ♦ 35 MINUTES****INSTRUCTIONS:**

This evaluation is **Nail Enhancement Using a Form**. 10 minutes will be provided to set up your workstation and prepare Your client for a nail enhancement using a form. The proctor will announce when there are 5 minutes left to finish. When you complete your tasks, please stand quietly. Start your preparation, timing begins now.

EVALUATION:

- 4.1 Prepares workstation for nail enhancement using a form
- 4.2 Adheres to workplace infection control precautions
- 4.3 Adheres to workplace safety precautions
- 4.4 Prepares client for nail enhancement using a form
- 4.5 Adheres to workplace infection control precautions
- 4.6 Adheres to workplace safety precautions

INSTRUCTION:

- You have 5 minutes left to finish.
- Please stop working, timing has ended.

INSTRUCTION:

20 minutes will be provided to complete a nail enhancement using a form. The proctor will announce when there are 10 minutes left to finish. When you complete your tasks, please stand quietly. Start your Nail Enhancement using a form, timing begins now.

EVALUATION:

- 4.7 Applies a nail enhancement using a form
- 4.8 Adheres to workplace infection control precautions
- 4.9 Adheres to workplace safety precautions

INSTRUCTION:

- You have 10 minutes left to finish.
- Please stop working, timing has ended.

INSTRUCTIONS:

We will now continue the nail enhancement using a form. 5 minutes will be provided to clean up your foil highlight workstation. The proctor will announce when there are 2 minutes left to finish. When you complete your tasks, please stand quietly. Start your clean up, timing begins now.

EVALUATION:

- 4.10 Cleans-up nail enhancement using a form workstation
- 4.11 Adheres to workplace infection control precautions
- 4.12 Adheres to workplace safety precautions

INSTRUCTIONS:

- You have 2 minutes left to finish.
- Please stop working, timing has ended.
- All scoring has been completed. We will now continue the test.

TOPIC AREA: 5

END-OF-DAY CLEAN-UP ♦ 10 MINUTES

INSTRUCTIONS:

This evaluation is End-of-Day Clean-Up. 10 minutes will be provided to clean up your workstation. The proctor will announce when there are 5 minutes left to finish. When you complete your tasks, please stand quietly. Start your daily clean up, timing begins now.

EVALUATION:

- 5.1 Day end clean-up of workstation
- 5.2 Adheres to workplace infection control precautions
- 5.3 Adheres to workplace safety precautions

INSTRUCTION:

- You have 5 minutes left to finish.
- Please stop working, the timing has ended.
- All scoring has been completed. We will now continue the test.

FINAL INSTRUCTIONS:

This concludes the **PSI National Manicure** practical test. Please clear your work area of all items you brought into the room, make certain your floor is clear of hair and debris and wipe your workstation with disinfectant. When you are finished, raise your hand and wait for the proctor to sign off your work area. You will be given your score report within 24 hours through your email address provided during registration. Please direct any questions about your results to the email address or phone number listed on your score report. We cannot answer any questions about the test or your test results. Start your final clean up, timing begins now.

PSI would like to thank you for coming today and best wishes in your exciting new career. Have a great day, you are excused.